

Date: April 10, 2024

Classification: GE Information

Publication Number: MIS-0114 V4.00 R0

Release Notification of DS Agile Studio v4.0

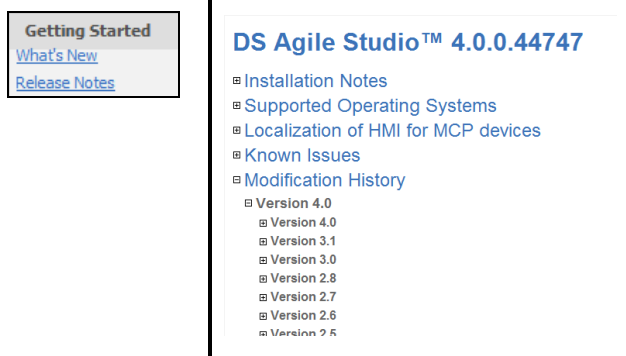
DS Agile Studio™ (also known as **DSAS**, pronounced D-sass) v4.0 is the latest version of the single and unified configuration tool for GE Vernova's Grid Solutions Substation Automation RTUs and Gateways products. It includes **MCP Studio** for the G100, G500 and D400 Gateway devices and **D2x Studio** for the D20, D20MX, D25, and iBox series of RTU and Substation Controllers. DSAS includes equivalent and enhanced functionality for everything available in the SGConfig and ConfigPro software packages and builds upon them with additional enhancements to improve the user experience. Please see **PRBT-0421** for more information about DS Agile Studio v1.0.

DS Agile Studio version 4.0 encompasses all the features of the following software products:

- DS Agile Studio 3.x, 2.x and 1.x (NOTE: DSAS 4.0 can upgrade (replace) or be installed side-by-side with these versions)
- SGConfig 11.1 and prior, ConfigPro 7 and prior

DS Agile Studio v4.0 Changelog

NOTE: The DS Agile Studio Release Notes can always be viewed in DSAS after installing the tool. Look for the Getting Started section, right below Recent Projects on the Start Page. In Release Notes, look under the Modification History section for previous versions.



DS Agile Studio v4.0 Enhancements

- Added support for G500 v4.0, G100 v4.0
- Added support for Windows 11
- Reduced the time it takes to open the D20MX device wizard.
- Added support for displaying the status of an Import Package operation.
- Minimized the requirement to restart the application after importing a package.
- Improved usability when comparing D2x application configurations.
- Added support for using the IEC 61850 Loader in Edition 2 mode for PowerOn devices.

DS Agile Studio v4.0 Resolved Issues

- Resolved problems with installation in certain computing environments.
- Resolved issue where the application would become unresponsive in certain computing environments when opening the following applications/dialogs:
 - System Point Database (B008-1)
 - D.20 Peripheral Link (B003)
 - D25 Plant I/O
 - Certain tabs in the Device Properties
- Fixed issue where performing an iSCS project LAN generate operation would delete configured host names containing the number sign (#).
- Fixed issue where it was not possible to restore project and device archives on certain supported operating systems.

Supported Operating Systems:

Microsoft™ Windows 11 64-bit Professional, Enterprise and Ultimate with 8 GB RAM.

Microsoft™ Windows 10 64-bit Professional, Enterprise and Ultimate with 8 GB RAM.

NOTE: Requires .NET Framework 4.8 or higher

NOTE: G500, G100, and D400 v5.40 editors only install on 64-bit operating systems

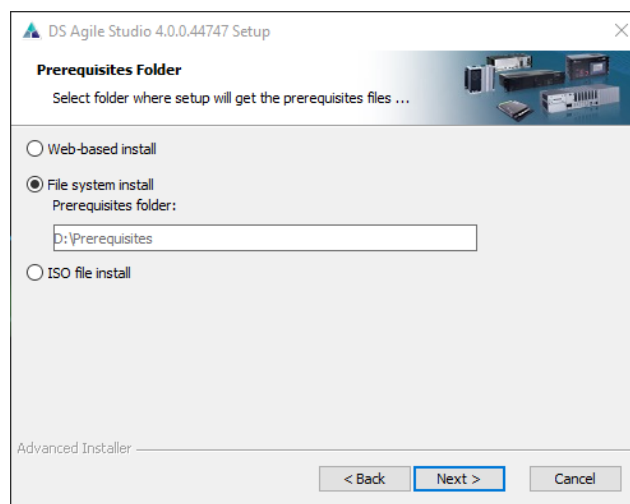
NOTE: Support for and Testing on Windows 7 ended with DSAS v3.0

For a complete compatibility matrix, go to the DS Agile Studio folder on the [SAS Technical Support website](http://sc.ge.com/*SASTechSupport) (login required) at http://sc.ge.com/*SASTechSupport

Support is not provided for versions of this product that are installed on operating systems other than those identified above, as the operation of this product has not been verified for any other combinations of operating systems.

Web Install

Please note: Due to a change in GE Vernova cyber security policies, the DS Agile Studio Web Install no longer works outside of the GE Vernova network. We apologize for this inconvenience. Please download the DS Agile Studio ISO file, mount the .iso file as a drive, and use the File System Install functionality to install DSAS.



Frequently Asked Questions

Q: Is all SGConfig functionality included in DS Agile Studio?

A: Yes, except for the D2x Classic Editor. DS Agile Studio includes the D2x Advanced Editor, which provides additional functionality (including sorting, searching, etc).

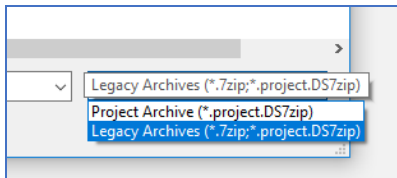
Q: Can DS Agile Studio configure all D2x products that could be configured in ConfigPro and SGConfig?

A: Yes. This includes legacy and obsolete products, such as D20ME, D20M++, D10, etc.

Q: Are configurations created in SGConfig, ConfigPro and earlier versions of DS Agile Studio compatible with DS Agile Studio 4.0?

A: Yes.

- Existing archives of configurations created using earlier versions of DS Agile Studio can be restored into DS Agile Studio 4.0.
- Existing configurations created using any version of ConfigPro can be migrated into DS Agile Studio using the Migration Wizard.
- Existing archives of configurations created using any version of SGConfig can be restored into DS Agile Studio. Change the file filter in the bottom right corner of the File Open dialog to view Legacy Archives.



- Existing configurations in an SGConfig 10.x or SGConfig 11.x Repository can be Migrated into DS Agile Studio if version of SGConfig is installed on that computer and has the repository loaded. The repository can be imported using the **"Migrate SGConfig Local Repository"** option under the **File** menu.
- SGConfig Repository archives cannot be imported into DS Agile Studio.

Q: Can DS Agile Studio be installed on the same computer as SGConfig?

A: Yes.

Q: Can a configuration built in DS Agile Studio v4.0 be used in earlier versions of software?

A: Partially. The design of DS Agile Studio is slightly different from that of SGConfig. While configurations built in earlier versions of software, configurations built in DS Agile Studio v4.0 have the following restrictions:

- DS Agile Studio v4.0 can be restored in DS Agile Studio v4.x, although any new functionality would obviously not be there.
- DS Agile Studio v4.x configurations cannot be restored in DS Agile Studio v3.x or previous.
- DS Agile Studio configurations cannot be restored in SGConfig.
- DS Agile Studio configurations cannot be restored in ConfigPro.

Release Notes

Q: I have a new PC with DS Agile Studio (no SGConfig). My old PC has SGConfig (no DS Agile Studio). How do I transfer all my projects from old PC to new one?

A: Option 1 (recommended):

- **On the old PC:**

1. Install DS Agile Studio and then start it.
2. Import the projects in the SGConfig local repository into DS Agile Studio using the **File** → "**Migrate SGConfig Local Repository**" option.
3. Create an archive of the SGConfig local repository using the **File** → **Archive** → **Local Repository** → **Save** option.
4. Transfer the resulting archive to the new PC.

- **On the new PC:**

1. Start DS Agile Studio.
2. Restore the local repository archive using the **File** → **Archive** → **Local Repository** → **Restore option**.

B: Option 2:

- **On the old PC:**

1. Use SGConfig to create project archives (one project at a time).
2. Copy the resulting archive files to the new PC.

- **On the new PC:**

1. Run DS Agile Studio.
2. Use the **File** → **Archive** → **Project** → **Restore** option to import the project archives (one archive at a time).

Additional Information

For more detailed information on the DS Agile Studio v4.0 release, see:

- The DS Agile Studio 4.0 Release Notes contained in the DS Agile Studio tool.
- The What's New topic in the DS Agile Studio Online Help.
- Visit GE Substation Automation technical support website for software updates: http://sc.ge.com/*SASTechSupport

Product Support

If you need help with any aspect of your GE Grid Solutions product, you can:

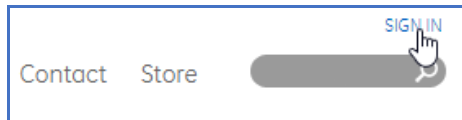
- Access the GE Grid Solutions Web site
- Search the GE Technical Support library
- Contact Technical Support

GE Grid Solutions Web Site

The GE Grid Solutions Web site provides fast access to technical information, such as manuals and release notes.

Visit us on the Web at: <http://www.gegridsolutions.com>

Subscribe for Product Updates:



GE Technical Support Library

This site serves as a document repository for post-sales requests. To *get* access to the Technical Support Web site, go to:

http://sc.ge.com/*SASTechSupport

Contact Technical Support

For questions or further product support, please contact the GE support team 24/7 using:

Region	E-mail	Telephone
Global Contact Centre	ga.support@GE.com	+44 1785 250070
Central and East Asia and Pacific	ga.supportCEAP@GE.com	+61 414 730 964
India	ga.supportIND@GE.com	+91 44 22648000
Middle East, North Africa and Turkey	ga.supportMENAT@GE.com	+971 42929467
Europe, Russia, CIS and Sub-Saharan Africa	ga.supportERCIS@GE.com	+34 94 4858854
North America	ga.supportNAM@GE.com	+1 877 605 6777
Latin America	ga.supportLAM@GE.com	+55 11 36187308

Release Notes

Copyright Notice

© 2024, GE Vernova and/or its affiliates. All rights reserved.

Trademark Notice

GE and the GE monogram are trademarks of General Electric Company used under trademark license.

Document Revision History

Version	Revision	Date	Author	Change Description
4.00	0	April 10, 2024	D. Morris	Initial Release for DSAS v4.0